

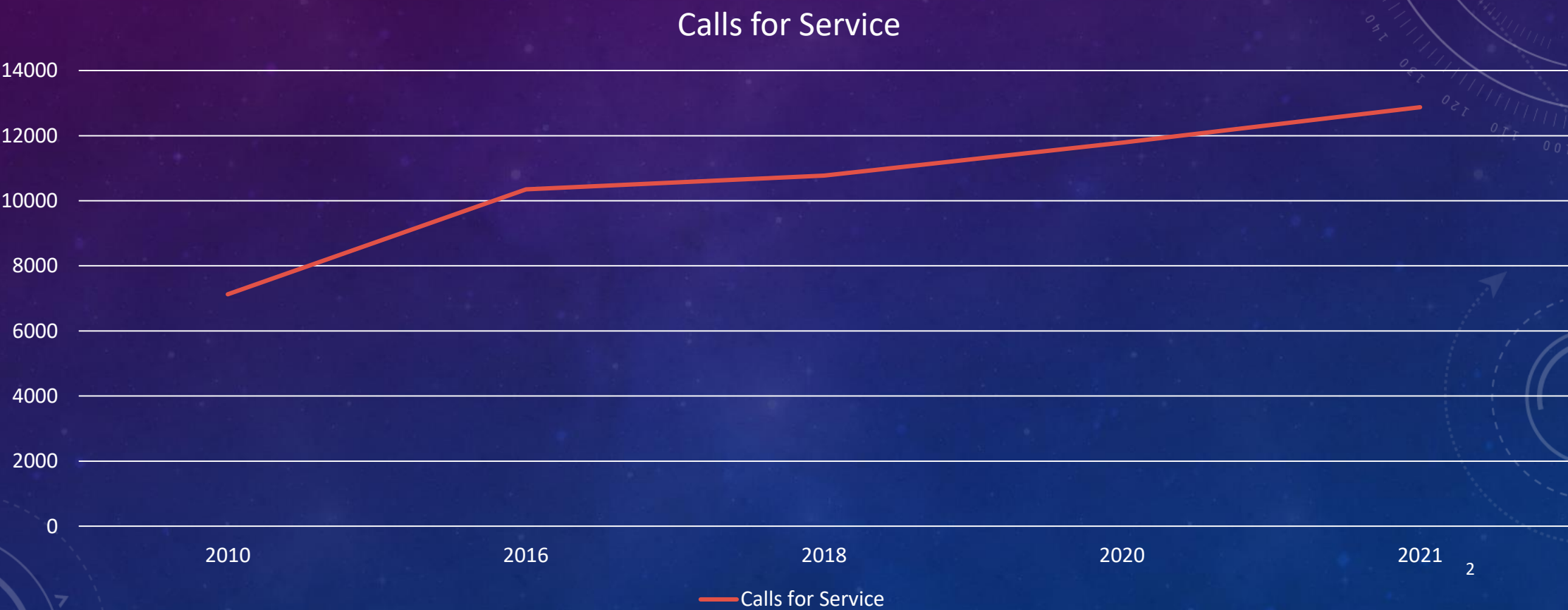
The background is a dark blue gradient with a subtle pattern of white dots. Overlaid on the left side are several concentric circles and a large circular scale with degree markings from 140 to 260. Some circles have arrows indicating a clockwise direction.

JCAS ANNUAL REVIEW

AMBULANCE DIRECTOR UPDATE

SEPTEMBER 1, 2021

JCAS CALLS FOR SERVICE BY FISCAL YEAR



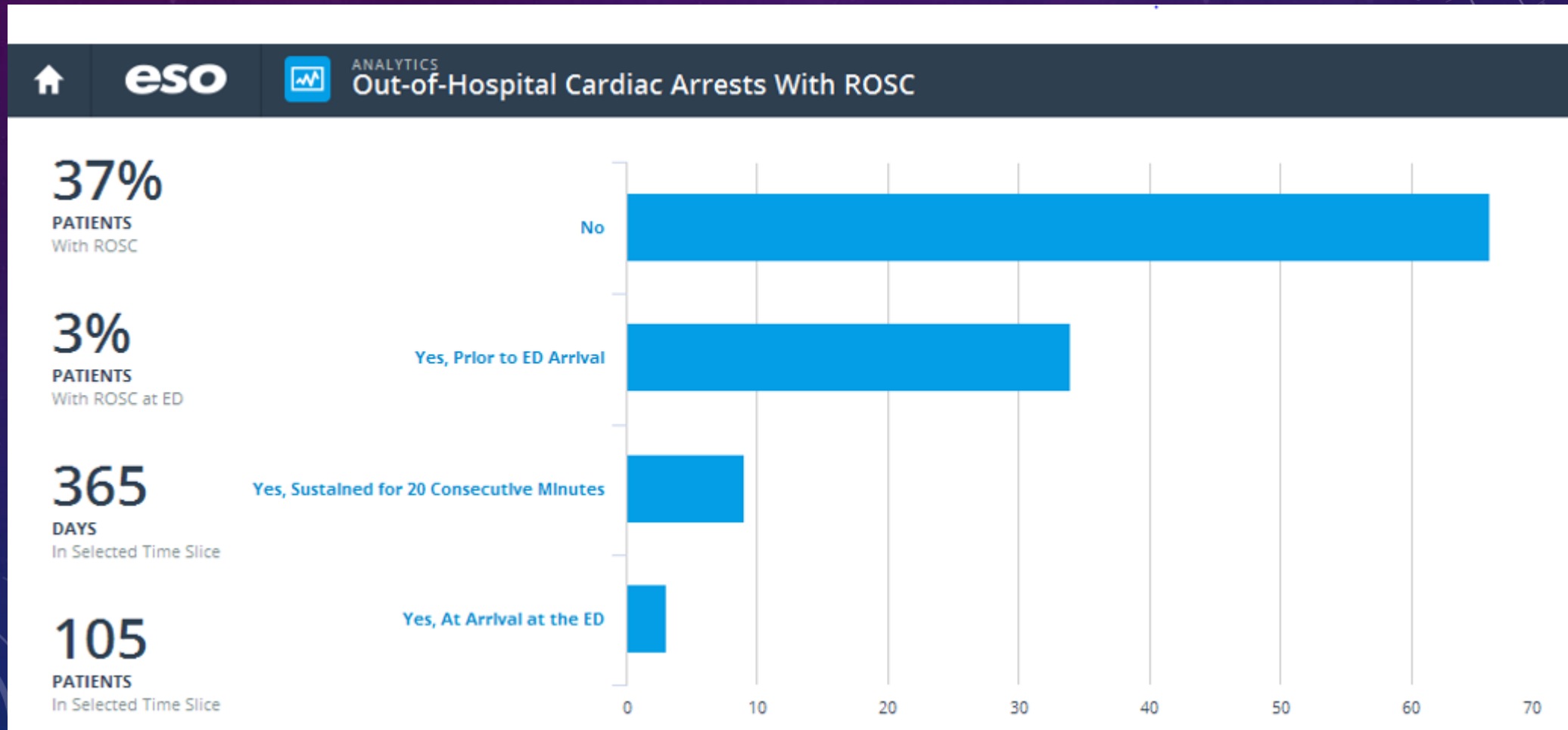
JCAS - EXPENSE AND REVENUE

	Expense	Revenue	County Support
Fiscal Year 2019	\$4,457,045	\$3,211,241	\$1,245,804
Fiscal Year 2020	\$5,181,991	\$4,755,036	\$426,955
Fiscal Year 2021	\$5,186,749	\$4,836,360	\$350,389

OPERATIONAL AND STAFFING UPDATE

- Executive Summary-Determined vital need for additional staffing resulting in addition of 4.0 FTE
- Accreditation application complete- awaiting site visit
- 2021 Strategic Plan complete incorporating staff input from SWOT analyses

CARDIAC ARREST AND RETURN OF SPONTANEOUS CIRCULATION



CARDIAC ARREST AND RETURN OF SPONTANEOUS CIRCULATION

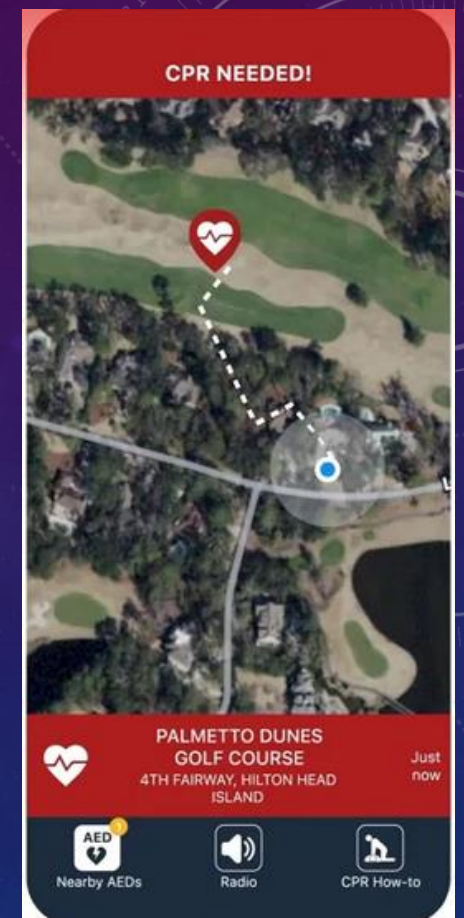
JCAS has a higher than national average for:

- Survival to discharge
- Survival with good/moderate neurologic outcome
- Increased % of cardiac arrests with ROSC upon arrival to ED

CARES Summary Report		
Demographic and Survival Characteristics of OHCA		
Non-Traumatic Etiology Arrest Witness Status: All Service Date: 01/01/20 - 12/31/20		
Data	Johnson County Ambulance Service N=58	National N=92551
Age	N=58	N=92482
Mean	52.6	62.2
Median	56.5	65.0
Gender (%)	N=58	N=92526
Female	18 (31.0)	35047 (37.9)
Male	40 (69.0)	57478 (62.1)
Race (%)	N=58	N=92432
American-Indian/Alaskan	0 (0.0)	319 (0.3)
Asian	1 (1.7)	2022 (2.2)
Black/African-American	13 (22.4)	21795 (23.6)
Hispanic/Latino	1 (1.7)	7258 (7.9)
Native Hawaiian/Pacific Islander	0 (0.0)	427 (0.5)
White	41 (70.7)	45886 (49.6)
Unknown	2 (3.4)	14725 (15.9)
Location of Arrest (%)	N=58	N=92510
Home/Residence	39 (67.2)	67972 (73.5)
Nursing Home	0 (0.0)	10002 (10.8)
Public Setting	19 (32.8)	14536 (15.7)
Arrest witnessed (%)	N=58	N=92548
Bystander Witnessed	22 (37.9)	34314 (37.1)
Witnessed by 911 Responder	4 (6.9)	12076 (13.0)
Unwitnessed	32 (55.2)	46155 (49.9)
Who Initiated CPR? (%)	N=58	N=92453
Not Applicable	0 (0.0)	86 (0.1)
Bystander	30 (51.7)	37707 (40.8)
First Responder	20 (34.5)	25144 (27.2)
Emergency Medical Services (EMS)	8 (13.8)	29516 (31.9)
Was an AED applied prior to EMS arrival? (%)	N=58	N=92515
Yes	42 (72.4)	24155 (26.1)
No	16 (27.6)	68360 (73.9)
Who first applied automated external defibrillator? (%)	N=42	N=24059
Bystander	7 (16.7)	5392 (22.4)
First Responder	35 (83.3)	18665 (77.6)
Who first defibrillated the patient? (%)	N=58	N=91449
Not Applicable	37 (63.8)	65669 (71.8)
Bystander	2 (3.4)	1214 (1.3)
First Responder	9 (15.5)	4615 (5.0)
Responding EMS Personnel	10 (17.2)	19951 (21.8)
First Arrest Rhythm (%)	N=58	N=92446
Vfib/Vtach/Unknown Shockable Rhythm	14 (24.1)	15096 (16.3)
Asystole	25 (43.1)	49861 (53.9)
Idioventricular/PEA	12 (20.7)	20663 (22.4)
Unknown Unshockable Rhythm	7 (12.1)	6826 (7.4)
Sustained ROSC (%)	N=58	N=91710
Yes	20 (34.5)	25156 (27.4)
No	38 (65.5)	66554 (72.6)
Was hypothermia care provided in the field? (%)	N=58	N=92498
Yes	0 (0.0)	3546 (3.8)
No	58 (100.0)	88952 (96.2)
Pre-hospital Outcome (%)	N=58	N=92552
Pronounced in the Field	15 (25.9)	39184 (42.3)
Pronounced in ED	4 (6.9)	11113 (12.0)
Ongoing Resuscitation in ED	39 (67.2)	42255 (45.7)
Overall Survival (%)	N=58	N=92552
Overall Survival to Hospital Admission	20 (34.5)	17455 (18.9)
Overall Survival to Hospital Discharge	7 (12.1)	6326 (6.8)
With Good or Moderate Cerebral Performance	5 (8.6)	4947 (5.3)
Missing hospital outcome	0	9557
Utstein* Survival (%)	N=6	N=8831
	50.0%	22.3%
Utstein Bystander* Survival (%)	N=4	N=5276
	75.0%	24.6%

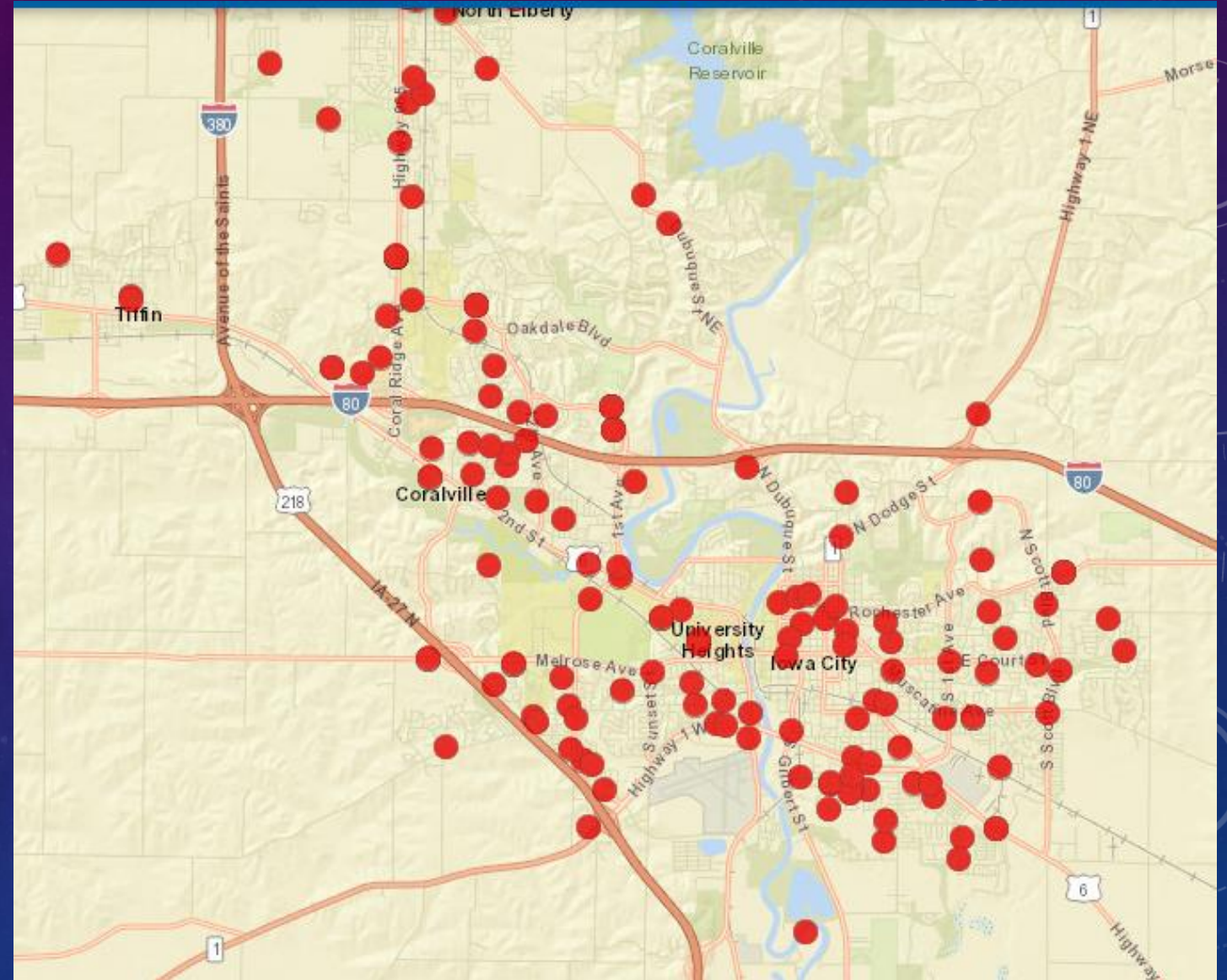
PULSE POINT

- Community partnership
- Civic engagement



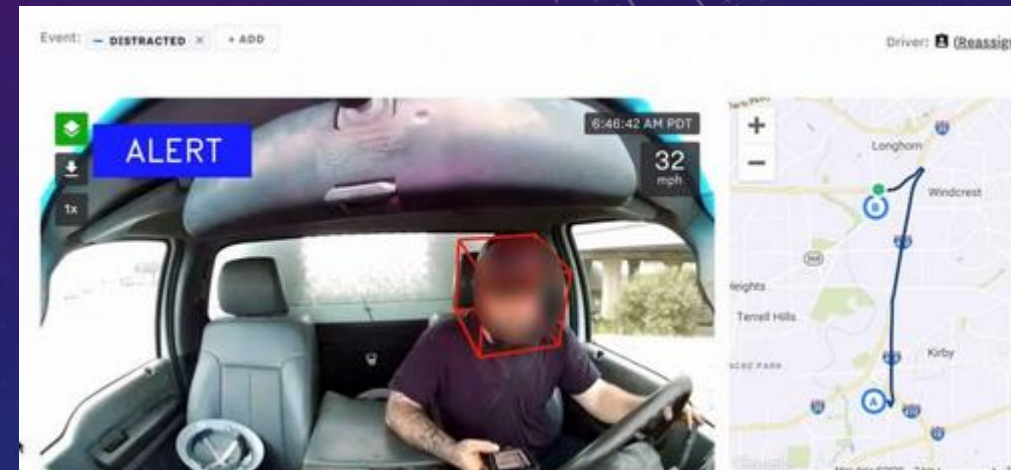
CARDIAC ARREST LOCATIONS

- Work with Kerber Heart Safe Community Campaign and local communities to determine best placement of 20 AEDs



SAMSARA- FLEET SAFETY PROGRAM

- Improved fleet safety
- Incident exoneration



POLICY AND PROCEDURE UPDATES

- Revised policies in format consistent with accreditation
- Easy to access policies and protocols

Paramedic Protocol Provider provides quick offline access to over 350 field treatment protocols from the USA and Canada



Paramedic Protocol Provider

by Acid Remap LLC



“MOBILE” INTEGRATED HEALTHCARE

- GuideLink Center
- Mobile vaccine clinics – Johnson County Public Health partnership



WELLNESS AND RETENTION

Partnering with PBA Consulting on a customized wellness program

- Departments with wellness programs result in employees using fewer sick days, increased morale, improved community relations, reductions in compassion fatigue and burnout, decreased health problems, among many other benefits.



-MENTORSHIP
-PRECEPTOR (FTO)
-PEER SUPPORT



- Enhancement of the orientation process
- Employee retention and wellness



COMMUNITY OUTREACH

- Juneteenth Celebration
- Student interns (City & West HS)
- MLK day parade
- IC Youth Job Fair (virtual)
- KCC EMS Career day
- 4th Annual Help Heal Hunger Food Drive
- Johnson County Fair



NEW FACES

