



Johnson County Social Services FY20 Progress Report

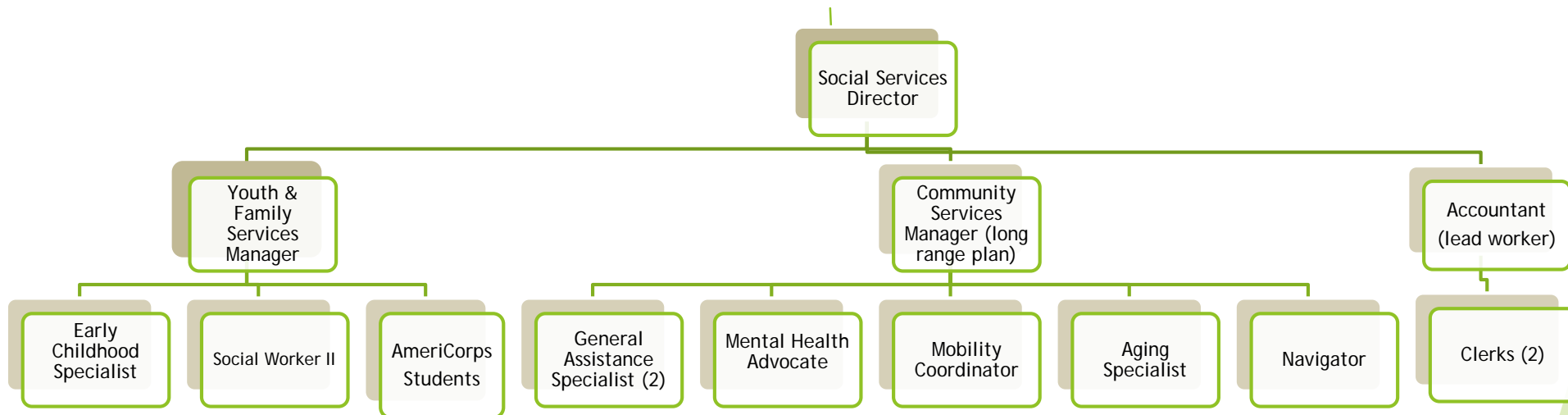
July 23, 2020

Lynette Jacoby, LMSW, Social Services Director

Mission: To enhance the quality of life for a diverse Johnson County community by collaboratively addressing the social services needs with compassion and creativity.



Social Services Table of Organization





Social Services Department by the Numbers

- ▶ 13 employees - 12 full-time, 1 part-time
 - ▶ Practicum students
- ▶ 4 Department budgets plus Decat & Empowerment
- ▶ \$5.9 million - FY20 budget
- ▶ \$1.2 million - FY20 revenue
- ▶ 4 Policy Boards and multiple community committees including Community Partnership for Protecting Children and Disproportionate Minority Contact



General Assistance Program

- ▶ Short- term: up to 3 months of assistance in a 12 month period. 50% or below Federal Poverty Guidelines
- ▶ One-time: one month of assistance in a 12 month period. 130% or below Federal Poverty Guidelines
- ▶ Interim Assistance Reimbursement Program: on-going monthly assistance for those applying for SSI disability benefits.
- ▶ Burial Assistance



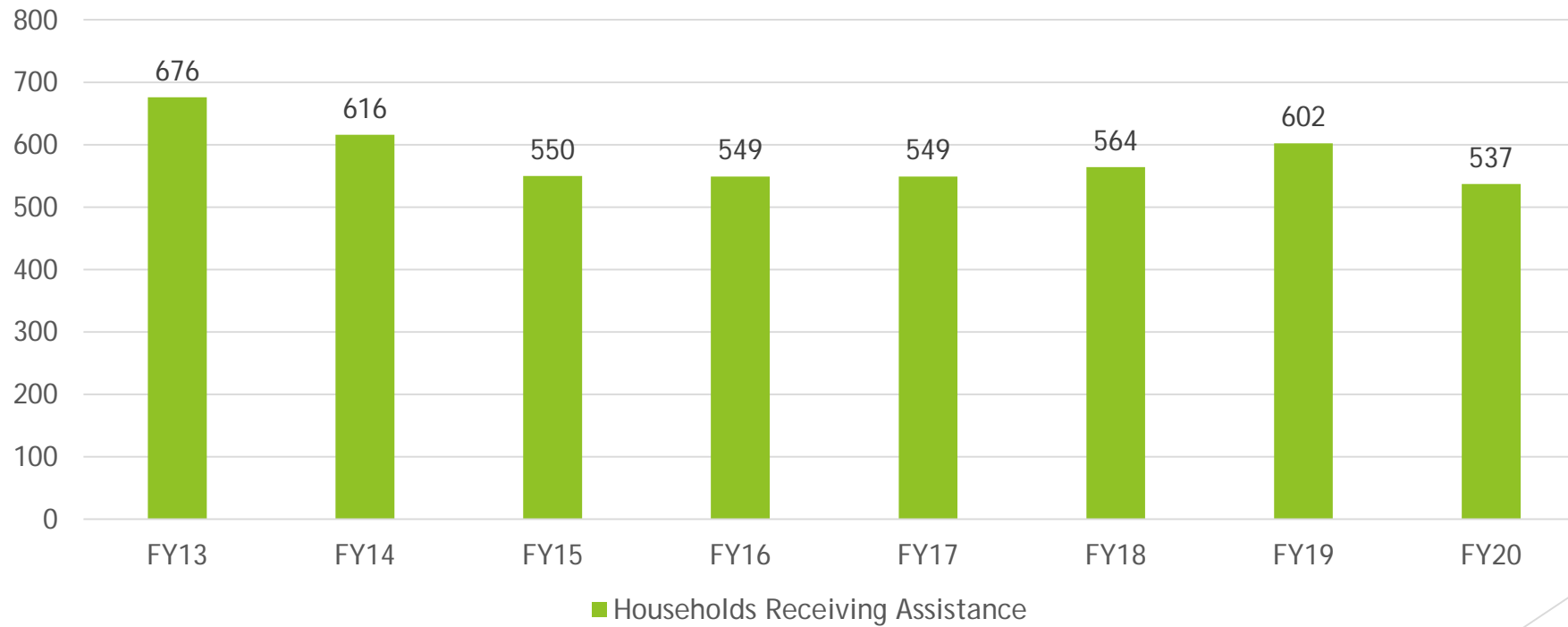
General Assistance Program

- ▶ 537 households served - 916 duplicated months of assistance
- ▶ 58% of approved cases were single households
- ▶ 36% of approved cases had children in the home
- ▶ \$475 average monthly assist per household
- ▶ 80% of approved applicants able to work reported employment income



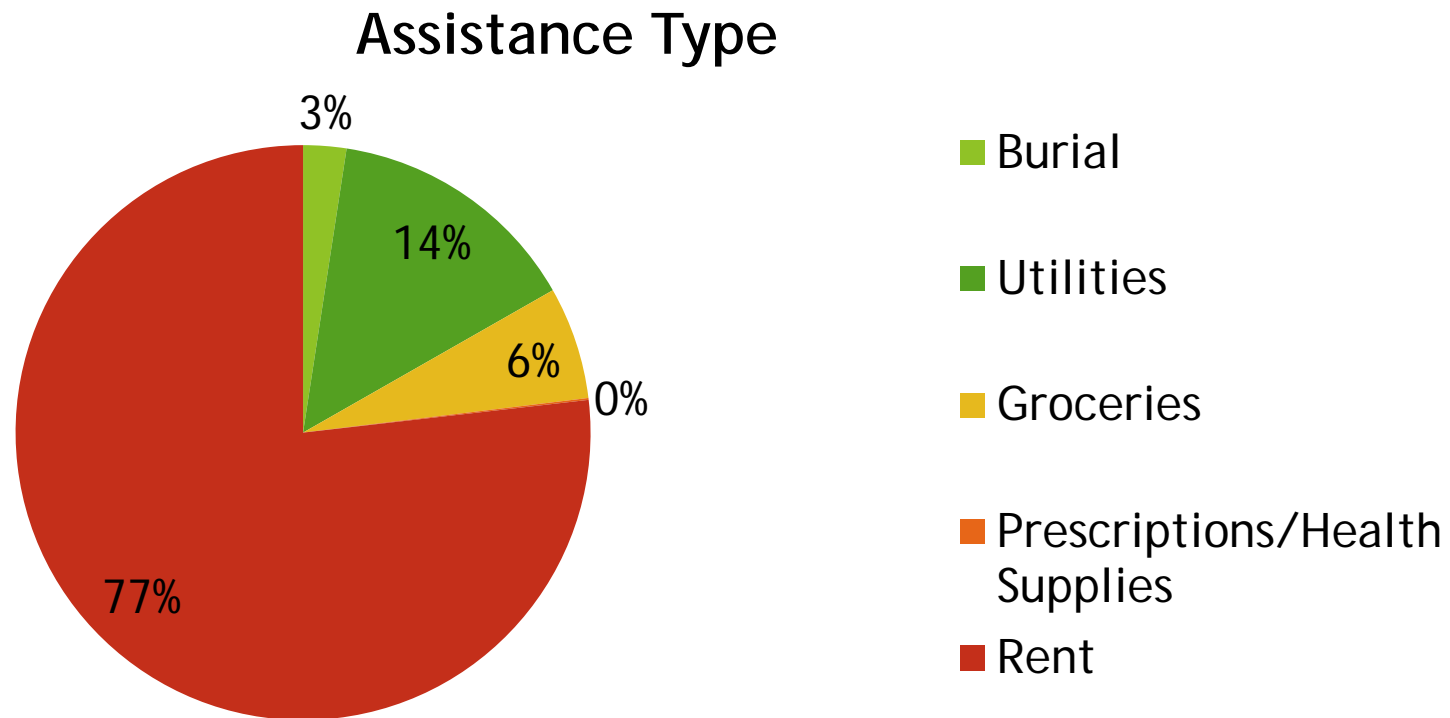
General Assistance

Households Receiving Assistance

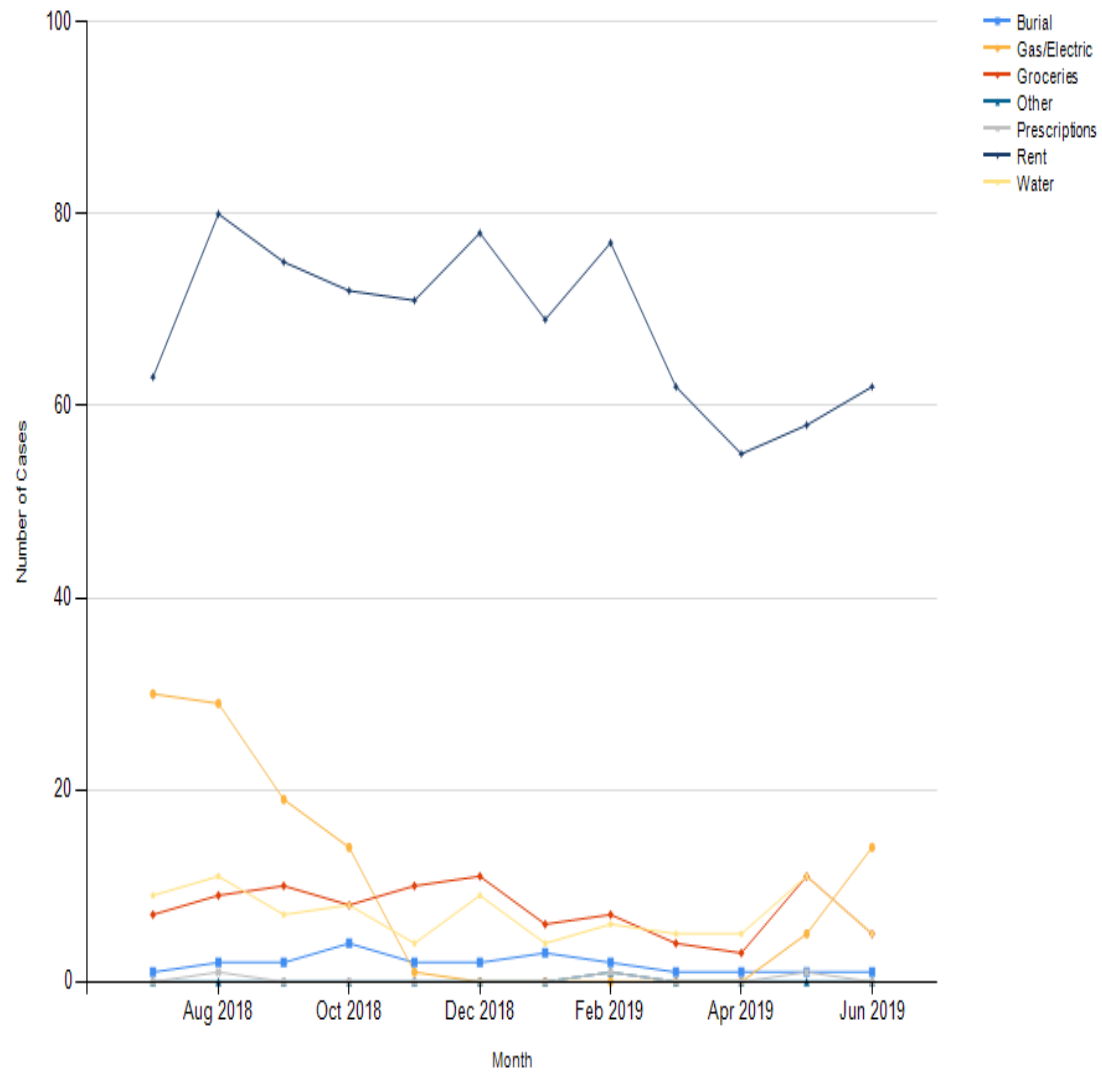




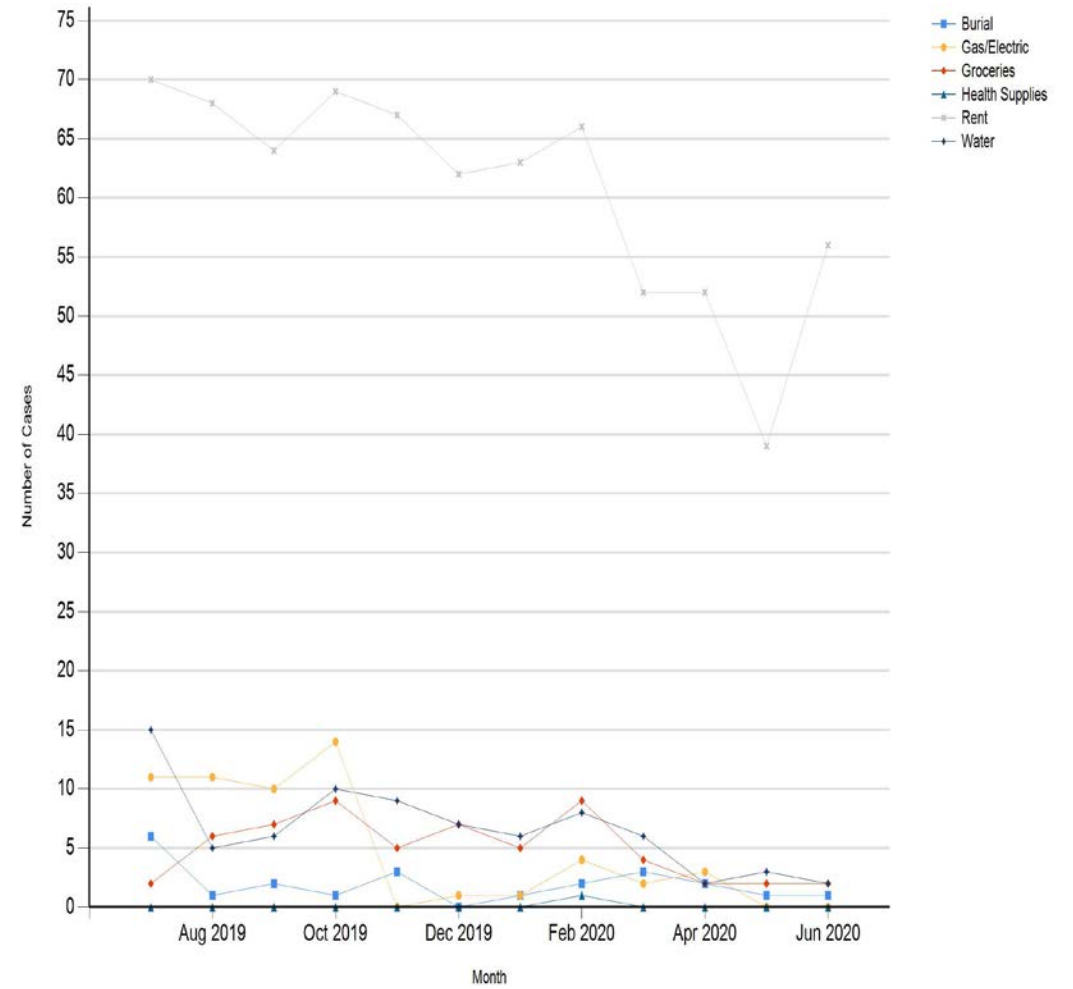
General Assistance Program



Number of Cases per Month



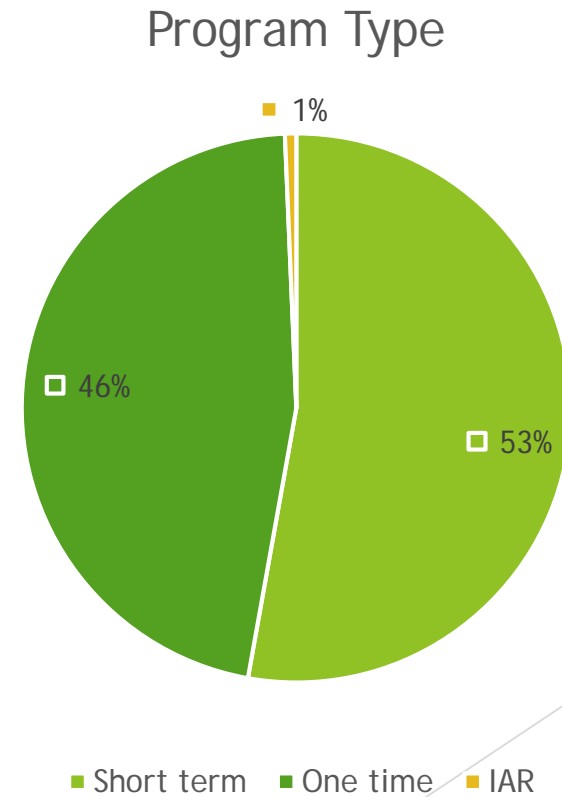
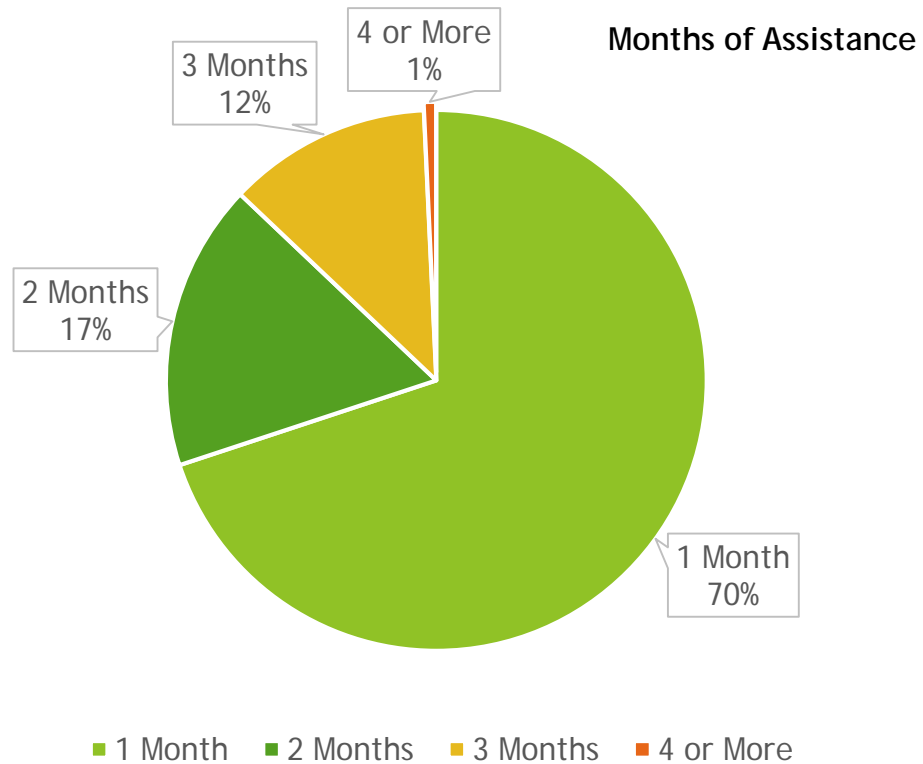
Number of Cases per Month





General Assistance

Average Months of Assistance





General Assistance Outcomes

- ▶ Prevented homelessness ~ 86% reported they would likely lose their housing without GA
- ▶ Prevented disruptions ~ 85% reported they would likely have their utilities disconnected without GA
- ▶ Connected to other services ~ 94% reported that the GA worker provided referrals for other services
- ▶ Caring staff ~ 100% reported that they were treated with respect by the GA worker



Aging Services


- ▶ 138 individuals served - 406 total assists
- ▶ 8 JCLC events hosted - 516 attendees
 - ▶ Falls Prevention Health & Resource Fair -
 - ▶ 164 attendees & 47 Vendors
 - ▶ Aging in Place and Older American's Month events
- ▶ Senior Farmer's Market Coupon distribution
- ▶ Transitioned newsletter from quarterly to monthly
- ▶ 83% of survey respondents - Aging Specialist helped resolve presenting issue satisfactorily





Social Services Navigator

- ▶ New position - February 2020
- ▶ 44 individuals served - 77 total assists
 - ▶ Assisted 3 homeless individuals in accessing long-term stable housing
 - ▶ Helped prevent 3 families from eviction
 - ▶ Assisted 6 individuals with HCBS waiver application
 - ▶ Assisted 7 individuals with accessing health care





Mobility Coordinator

- ▶ 438 individuals assisted
- ▶ 23 community presentations - 295 attendees
- ▶ 69 individuals received travel training
- ▶ 59 trip planning requests
- ▶ 36 Outreach events at Shelter House, Coralville Food Pantry and Veterans Liberty Center





Mobility Coordinator

- Collaboration with City of Iowa City Channel 4 to produce transit educational videos
- Collaboration with the Senior Center and Coralville Recreation Department on field trips
- Group outings - IC Compassion English Learners Group, ICCSD Transition's students, Catholic Worker House residents, Shelter House caseworkers





Social Service Block Grants

- ▶ Monitored Social Service Block Grants - \$1,481,238
 - ▶ 24 Block Grant contracts
 - ▶ 6 Emergency Funding Grant contracts
 - ▶ 2 Hunger Relief contracts





Hunger Relief



- ▶ Mobile Pantries
 - ▶ 95 mobile pantries at 10 different sites
 - ▶ Pantry 1,481 visits
 - ▶ 34,532 lbs. of food distributed
- ▶ Farm Stand ~ Field to Family
- ▶ Secondary School Pantry ~ (Crisis Center)
 - ▶ 1,594 pantry visits (6 months)
- ▶ Comprehensive booklet on food resources





Juvenile Justice Youth Development

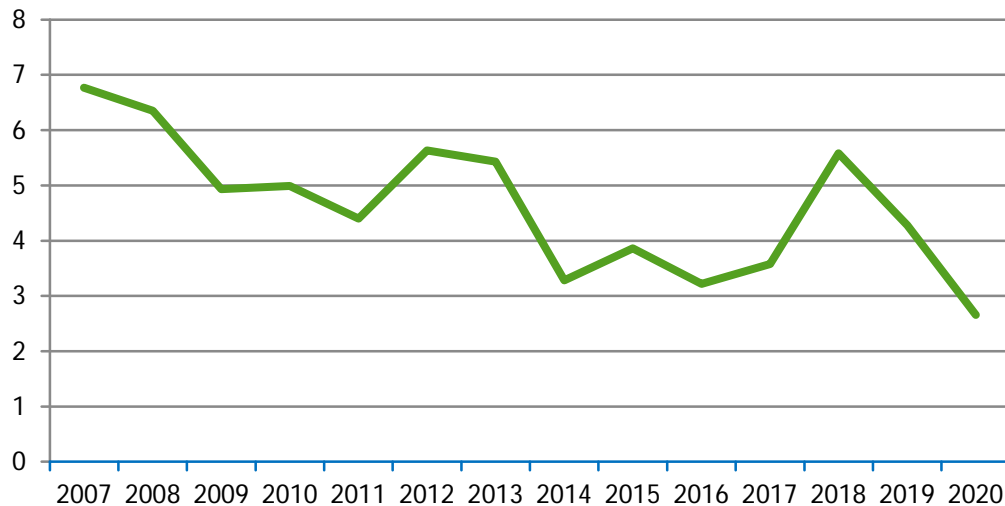
- Technical assistance and monitoring of 8 contracts (\$357,000) - Big Brothers Big Sisters, Dream City, Neighborhood Centers and United Action for Youth
- Youth development programming for youth 10 -17 years of aged including
 - Mentoring
 - Crisis mediation
 - After-school and summer enrichment
 - Sexual Abuse prevention programming
 - Employment and skills training
- Juvenile Justice Youth Development Policy Board
 - 13 member board met quarterly
 - Focus on:
 - Reducing disparities in out-of-school suspensions
 - Expansion of juvenile court diversion programs
 - Recommendations regarding school resource officers





Juvenile Justice

Average Daily Detention Population



- Youth Detention
 - 2.66 detention average daily population
 - 38% decrease from FY19
- Alternative Detention Program
 - 13 youth served (Nov. - June)
 - 357 in-person visits
 - 70% discharged successfully



Decategorization Program

- ▶ Contract with the State for coordination of Decat Program and 11 member board
- ▶ \$281,000 budget
- ▶ Issued and monitored 15 contracts
- ▶ Contracting agencies include; The Dream Center, Families Inc., Johnson County Social Services, United Action for Youth
 - ▶ 100% of Family Treatment Court participants made some or moderate progress in their treatment
 - ▶ 94% of dads in the Fathers United Now group report an increase in healthy interactions with their children and increase pro-fathering skills
 - ▶ 98% of LGBTQ youth participants report an increase in safe and supportive adults in their life
 - ▶ 89% of Nurturing Parent Program participants report improved parent/child relationships
- ▶ Annual Service Plan and Progress Report available at www.johnson-county/ss.com





Empowerment

- ▶ FY20 budget - \$1.0 million in state funding
- ▶ 9 Contracting partners
 - ▶ 189 families with children 0- 5 years received family support services - more than 3,000 visits
 - ▶ 54 children received early learning supports through wraparound care
 - ▶ 26 children received temporary, emergency care through Home Ties
 - ▶ Child care providers received supports to increase quality of care through programming provided by 4 C's and Grant Wood AEA





Community Partnership for Protecting Children

- ▶ \$20,000 in DHS funding
- ▶ 20 plus member multi-disciplinary committee
- ▶ Partnered with the DMC Committee and Mediation Services of Eastern Iowa for 3 public screenings of Cracking the Codes: The System of Racial Inequality
- ▶ Awarded 9 mini-grants to local projects
- ▶ In collaboration with Johnson County and Empowerment distribute 72 car seats to 58 families and 32 safe sleep units

JOHNSON COUNTY Kids Day of Action

A community event for children preK-8 to:

1. Educate families on having difficult conversations about racial injustice
2. Give children a safe platform for speaking out and participating in the protests
3. Let our community know that these harms and losses are real, felt, and mourned
4. Take concrete steps to work for change

Limited selection of Children's Books available!

S A T JUNE 20TH

LOCATIONS

North Liberty	9 AM
Penn Meadows Park near Elementary	11 AM
Coralville	1 PM
S.T. Morrison Park	
Iowa City	
Mercer Park	

ACTIVITIES

- Chalk the walk
- Poster Making
- Painting
- Student Speakers
- Q & A Panel
- March around the park

Please wear mask (limited supply available)
Pre-packaged snacks and waters available

Questions & Volunteers
Contact:
Taylor 319.369.6926

City of North Liberty | Coralville | Iowa City Public Libraries
UAY
Iowa Children's Museum
Beloved Community Initiative
CPPC, DMCC, Open Heartland
Journey Above Poverty

#VOICESOFFPEACE

SPONSORED BY





Additional JCSS Programs

- ▶ Focus on Youth
 - ▶ 21 youth received funding to access mental health services including; evaluations, counseling, and medications
- ▶ Mental Health Advocate
 - ▶ 368 client caseload in June
 - ▶ Increase in mental health committals - 27 in June compared to 15 in January and 18 in February
- ▶ Volunteer Income Tax Assistance Clinics (VITA)
 - ▶ 17 in-person clinics provided prior to moving to remote clinics



COVID - 19 Pandemic Response



- ▶ Assisted with coordination of non-congregate sheltering for homeless populations
- ▶ Wrote and secured a Community Development Block Grant to support the local pantries centralized food delivery program
- ▶ Distributed books and activities to 1800 children at 16 different school lunch meal sites

**EMERGENCY
FOOD DELIVERY
NOW AVAILABLE**



Call 319-519-6165

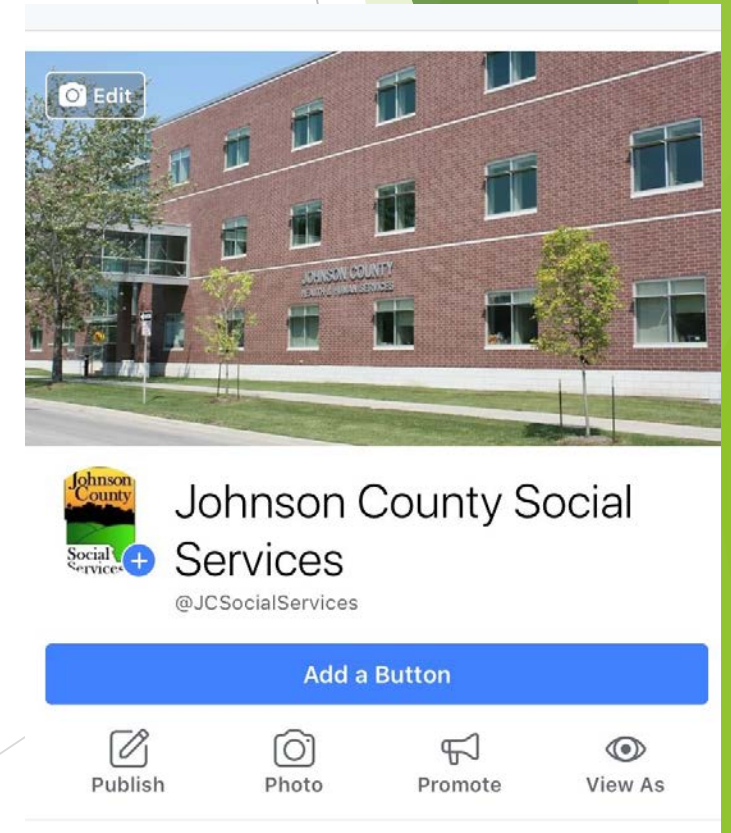
Monday - Friday, 9am-5pm
to request delivery

- ▶ Distributed 25 retired County computers to 6 agencies to assist families with staying connected to services and reduce social isolation
- ▶ Successfully transitioned department services to a virtual model
- ▶ Significantly increased our presence on social media as a vehicle to disseminate information
- ▶ Coordinated child care slots for essential workers



Social Media

- ▶ Number of followers and page likes on Facebook increased 75% from March 1, 2020 - July 1, 2020.
- ▶ 72 - number of posts July 1, 2019 - Feb. 2020 - reached 5,367
- ▶ 104 - number of posts March - June, 2020 - reached 45,119
- ▶ 741% increase in people reached
- ▶ Aging in Place webinars virtually on Zoom and Facebook live





Social Services Department Achievements

- ▶ Increased outreach and social media presence
- ▶ One of 5 counties selected nationally for the NACo Housing and Health Learning Cohort
- ▶ Hired Social Services Navigator
- ▶ Social Services Director appointed to the NACo Human Services & Education Steering Committee
- ▶ In collaboration with IT, developed a centralized database
- ▶ Creating Child Care Solutions partnership with ICABP, IWF and ICAD and others
- ▶ Provided extensive support and outreach to homeless visitors during winter months

Child Care Solutions Summit

Join business & community leaders to examine potential solutions to the childcare crisis in our area.

Friday, September 20th
8 am to 10 am

MERGE, 136 S Dubuque St, Iowa City

In 2015, Iowa ranked
34th
in the nation
in terms of
available
child care
slots per
populous





Social Services Community Engagement

- ▶ Decategorization Board
- ▶ Johnson County Livable Community Policy, Board Executive, Transportation & Communications Committees
- ▶ HACAP Board of Directors and Steering Committee
- ▶ Child Care Solutions Task Force
- ▶ Juvenile Justice and Youth Development Policy Board
- ▶ United Way Community Investment Committee
- ▶ Johnson County Community Partnership for Protecting Children
- ▶ Disproportionate Minority Contact Committee
- ▶ Empowerment Executive, Early Education and Parent Work Group Committees
- ▶ Juvenile Detention and Diversion Service Advisory Committee
- ▶ COAD (Community Organizations Active in Disaster) and Long-term Recovery
- ▶ Community Health Needs Assessment Committee
- ▶ Refugee Alliance Taskforce
- ▶ Johnson County Suicide Prevention Coalition
- ▶ Coralville Village Project



Social Services Community Engagement

- ▶ Prevent Child Abuse Johnson County
- ▶ Early Childhood Iowa SE Region Advocacy Committee
- ▶ North Liberty Unity Coalition
- ▶ Words Matter Now Early Literacy Task Force
- ▶ ICCSD Community Education Advisory Committee
- ▶ Community Connections Day
- ▶ Local Homeless Coordinating Board, Advocacy and Case Management Committees
- ▶ Juneteenth Planning Committee
- ▶ Internally~ Johnson County Communications, Wellness, Safety, and Employee Engagement Committees
- ▶ Johnson County Elder Abuse Multi-disciplinary team
- ▶ Johnson County Systems of Care
- ▶ Family Violence Prevention Coalition
- ▶ Community Transportation Committee
- ▶ Johnson County Elderly Consortium Task Force on Aging
- ▶ County Space Study