

# JCAS ANNUAL REVIEW

September 2020





eso



ANALYTICS

## Total Volume By Month of Year

71%

### TRANSPORTS

Percentage of Patient Encounters

14%

### NON TRANSPORTS

Percentage of Patient Encounters

11,787

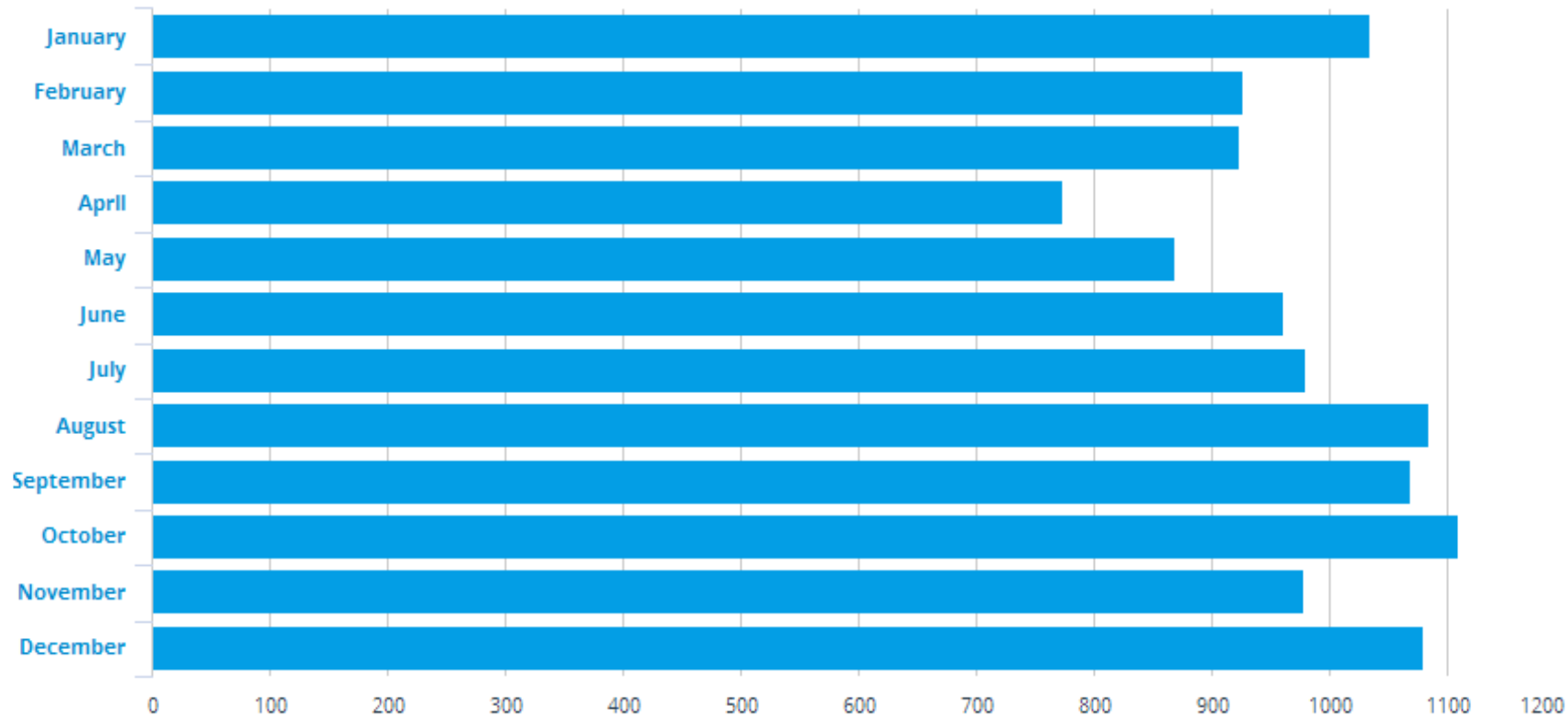
### RECORDS

In Selected Time Slice

366

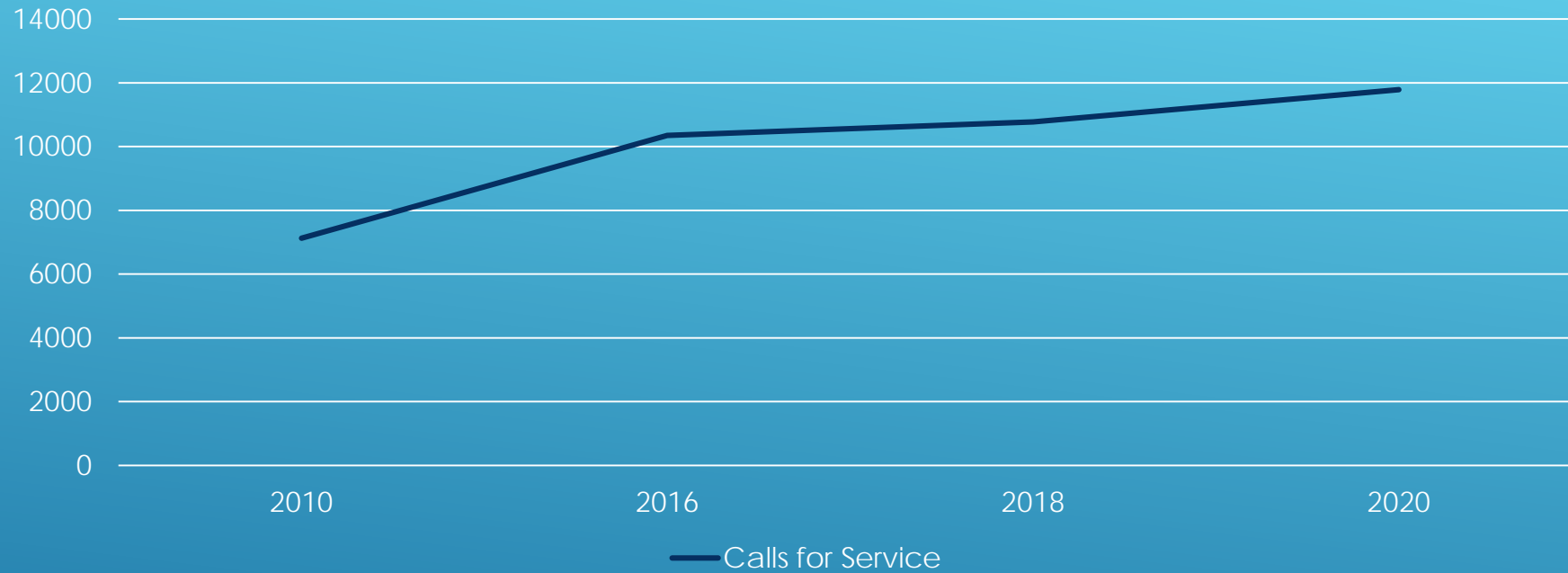
### DAYS

In Selected Time Slice



# FY 20 CALL VOLUME

## Calls for Service



# JCAS CALLS FOR SERVICE BY FY

- FY18

- FY19


- FY20

Expense	Revenue	County Support
\$4,413,835	\$2,982,579	\$1,431,256
\$4,457,045	\$3,211,241	\$1,245,804
\$5,181,991	\$4,755,036	\$426,955

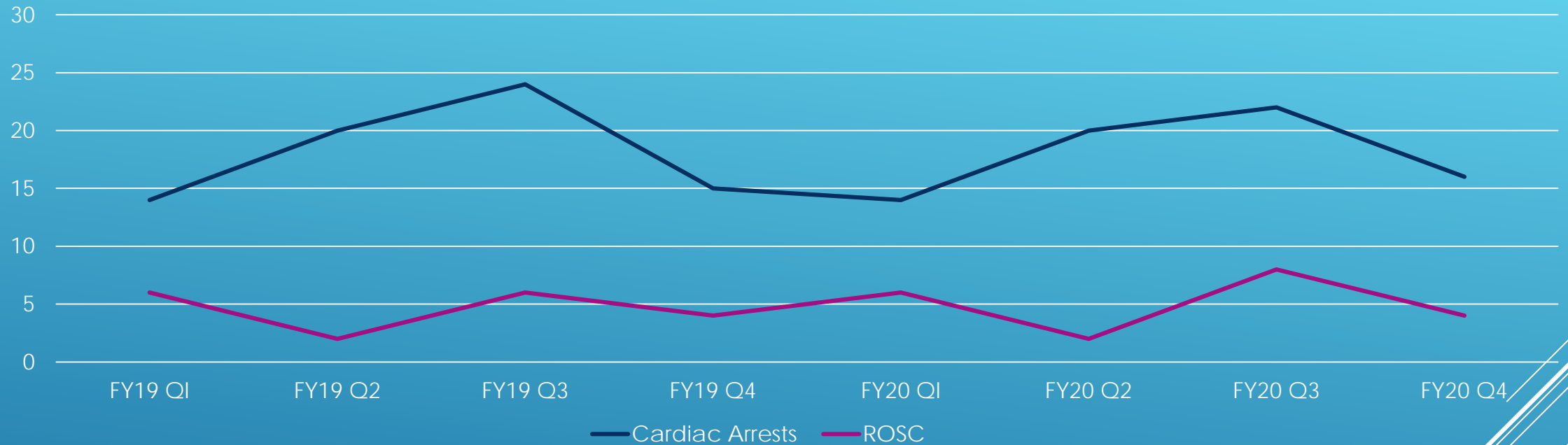
JOHNSON COUNTY BUDGET FOR AMBULANCE

- ▶ New Medical Director and Protocols
- ▶ Quality Assurance/Quality Improvement committee
- ▶ Cardiac Arrest Registry and improved cardiac arrest care
- ▶ Enhanced Skills Training

## OPERATIONAL IMPROVEMENTS

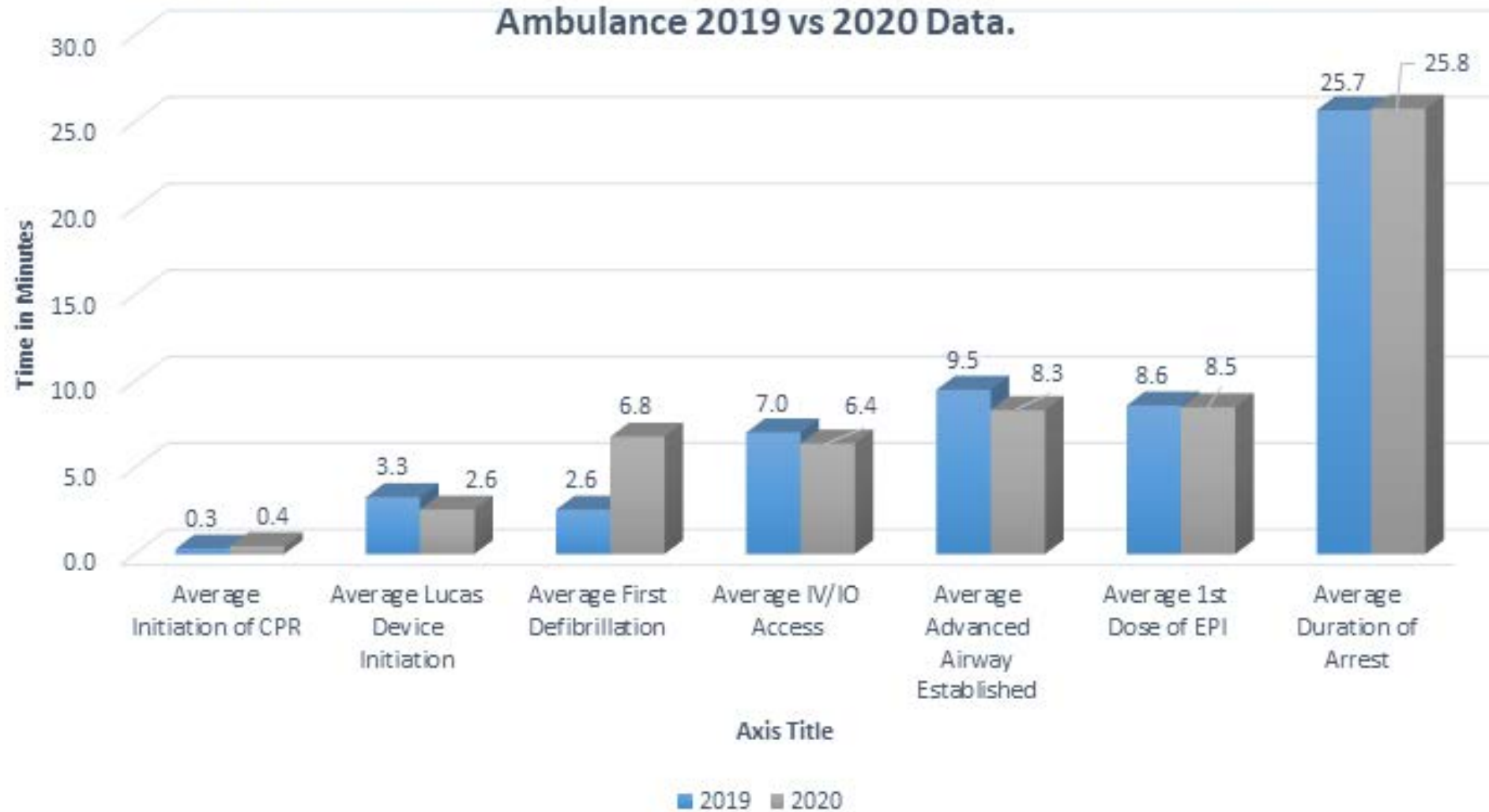


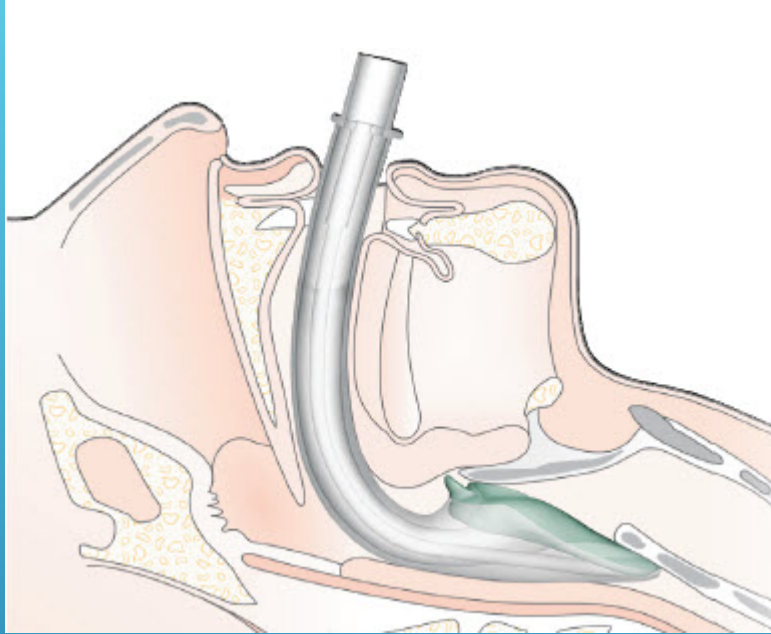
FY 19/ FY 20 Cardiac Arrest Data



# CARDIAC ARREST AND RETURN OF SPONTANEOUS CIRCULATION

A measure of the average time in minutes to complete the task listed during cardiac arrests where resuscitation was attempted. Johnson County Ambulance 2019 vs 2020 Data.





# ENHANCED TRAINING



- ▶ Medication Administration and Waste Best Practice
- ▶ Controlled Substance Policy
- ▶ After-hours Drug kit exchange policy
- ▶ Safer style drug kit
- ▶ Controlled substance tracking
- ▶ Certified Ambulance Documentation Specialist training

## POLICY AND PROCEDURE UPDATES



- ▶ Peer Support
- ▶ Mentorship Program
- ▶ Enhanced orientation
- ▶ Preceptor Program
- ▶ Lactation room
- ▶ Management Principles & Ethics Training



## WELLNESS AND RETENTION





# COMMITTEES AND STAFF INVOLVEMENT

Quality Assurance/Quality Improvement  
Protocol Review  
First Responder Liaisons  
Education Committee  
Safety Committee  
Specialized Transport Team  
Wellness committee  
Peer Support Team  
Public Relations Committee  
Mentor/Preceptor Program







THANK YOU!

