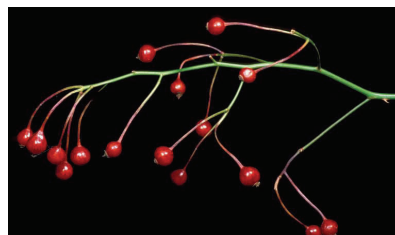




Foliage

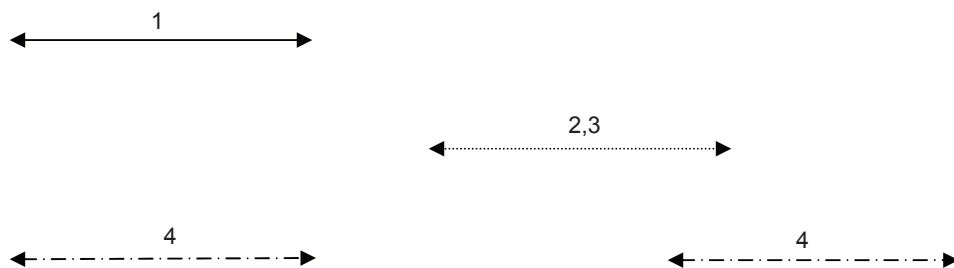


Flowers



Fruit

Jan Feb March April May June July Aug Sept Oct Nov Dec



## Management Techniques

- (Spring) Hand-Pulling. Make sure to pull out entire root system. All parts of plant should be bagged and removed from the area. Monitor for re-growth.
- (July-September) Mowing or Cutting. Mow or cut plants at least 3 times a growing season, for 2 to 4 years in a row. Monitor for re-growth.
- (July-September) Herbicides. It is recommended to use herbicides in the fall, when native plants are dormant. Choose ONE of the following techniques:
  - Treat cut stumps with a 50% Triclopyr solution.
  - Foliar spray with a 2% Triclopyr solution with a surfactant.
  - Basal bark treatment with a 25% Triclopyr and 75% oil solution.
- (Spring or Fall) Prescribed Burn. A routine burn can control the spread and inhibit the establishment of Multiflora Rose. Monitor for re-growth.

## For More Information Visit:

<http://www.HawkeyeCWMA.org>

## ALWAYS READ AND FOLLOW PESTICIDE LABELS.

Proper training for prescribed fires is highly recommended.

Basic training can be found online at <http://training.nwccg.gov/courses/s130.html> and <http://training.nwccg.gov/courses/s190.html>

## Related Websites:

<http://www.iowadnr.com/forestry/invasive.html>  
<http://plants.usda.gov>  
[www.invasivespecies.gov](http://www.invasivespecies.gov)  
[www.nps.gov/plants/alien](http://www.nps.gov/plants/alien)

## Credits:

**Photographs:** James H Miller, USDA Forest Service; Chris Evans, River to River CWMA; Barry Rice, sarracenia.com; Leslie J. Mehrhoff, University of Connecticut; Theodore Webster, USDA Agricultural Service; [www.bugwood.org](http://www.bugwood.org); [www.ia.nrcs.usda.gov](http://www.ia.nrcs.usda.gov)

Brochure Created By: Karen Clauson

Last updated: 4/19/2011



The Hawkeye Cooperative Weed Management Area (HCWMA) is a collective group of county, state, and federal agencies, nonprofit organizations and community associations who have come together to combat the invasive species problem in Eastern Iowa. The HCWMA serves Benton, Cedar, Iowa, Johnson, Jones, Linn, and Louisa Counties and is open to all interested parties. The Term CWMA, or Cooperative Weed Management Area, refers to a local organization that integrates invasive species management resources across jurisdictional boundaries in order to benefit entire regions.

Funding for this brochure provided by the US Forest Service through a Healthy Forest Initiative Grant.

All Hawkeye CWMA members (agencies, organizations, and individuals) are equal opportunity providers and employers.

# Multiflora Rose *Rosa multiflora*



## A SERIOUS THREAT To Iowa's Woodlands



## What is Multiflora Rose?

- A multi-stemmed, thorny, perennial shrub.
- Introduced from Japan and Korea in the mid to late 1800's for ornamental purposes.
- Was promoted in the 1930s for soil erosion control, in the 1950s for a fence to contain livestock, and in the 1960s for wildlife food and habitat.
- Is classified as a noxious weed in Iowa.



An infestation of Multiflora Rose

## What is the threat to Iowa?

- Forms dense thickets that shade out native vegetation.
- Replaces forage plants needed by livestock.
- Many birds and animals eat and spread the seeds, which can remain viable in the soil for up to 20 years.
- Each plant produces up to 500,000 seeds per year.
- Can also reproduce by stems and shoots that take root in the ground.

## What does Multiflora Rose Look Like?

**Identifying traits:** A dense shrub that can grow up to 15 feet tall. Produces small white flowers in May or June. Small red fruit mature in August, and can remain through the winter. Stems contain thorns and the petioles have feathery stipules.


### Leaves:

Leaves are pinnately compound, alternate, and contain 5 to 11 leaflets. Leaflets are toothed, with a smooth top and hairy underside. The fringed petioles can be used to distinguish it from other roses.



### Stems:

Arching, woody stems contain curved thorns. They can grow up to 13 feet long, but typically bend to the ground after growing 6 feet. Once the stems reach the ground, they can take root.



### Flowers:

Flowers are usually 1 inch wide, contain 5 petals, are white in color, and form a panicle. Clusters of flowers bloom between May and June.

### Fruit:

Small, hard, round, red berries form in clusters in August. Berries can remain on the plant through the winter. They are eaten by birds and animals.



### Seeds:

Each plant can produce up to 500,000 seeds per year. Seeds remain viable in the soil for up to 20 years.



## Native Alternatives:

### Carolina Rose (*Rosa Carolina*)-

This native deciduous shrub can grow up to 6 feet tall. Fragrant pink flowers bloom in May. In the spring, butterflies can be found on the flowers. In the fall, birds are attracted to the red berries. It grows best in full sun and well drained soils.



### Black Haw (*Viburnum prunifolium*)-

This plant can be grown as a multi-stemmed deciduous shrub that could grow up to 15 feet tall, or a small single trunked tree that could grow up to 30 feet tall. It blooms with clustered, white flowers from May to June. In fall and winter, blue-black berries attract wildlife and may be eaten right off the plant by humans. Leaves turn red to purple in the fall.



## Native Landscaping



The more we learn about the harm non-native invasive plants can do to an ecosystem, the more people have turned to native landscaping. Some of the benefits of native landscaping are:

- Low maintenance. Since these plants are indigenous to Iowa, they are already adapted to the soils and weather conditions that occur. Once established, very little care is needed.
- Aesthetic value. Native plants bloom in an array of vibrant colors.
- Wildlife value. Native plants provide valuable habitat and food source for many indigenous creatures.
- Erosion control. Most native plants have deep roots, which helps to prevent erosion.
- Help to prevent the spread of non-native invasive plants onto our native lands.

Many nurseries are still selling and promoting exotic invasive plants. That is why it is up to us to make the right choice when buying plants for our yards. You don't have to convert your entire yard to native plants all at once. Even replacing just one plant a year from your yard could drastically help in the fight against the spread of invasives.